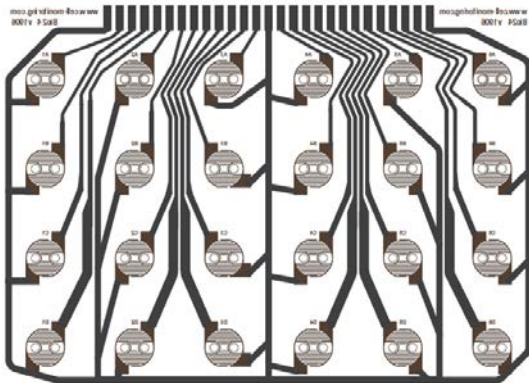


cellasys GmbH
Illerstrasse 14
87758 Kronburg / Germany

www.cellasys.com
info@cellasys.com

Tel.: +49 8394 257929



Bio24 v1906 (Order No. 08506)

Content

Content	1
General	2
Description	2
Top / bottom side	2
Drawings (top side)	3
Adhesion promoting agent	4
Pin configuration	5
Technical data	6
Impedance (IDES)	6
Adhesion promoting agent	6
Intended use	7
Intended misuse	7
Liability / Copyright	7

General

Please check delivery for transport damage when unpacking.


Description

Bio24 foil for measurement of changes in impedance on transparent substrate for optical access via microscope; equipped with adhesion promoting agent for opto-chemical sensor-spots

Caution

Handle with care.

- Beware of cutting damage.

	<p>In general, Bio24 may only be used in combination with cellasys microphysiometric systems by qualified personnel of a research or healthcare institution. Read the manual thoroughly and carefully follow the instructions and guidelines provided.</p>
---	---

Top / bottom side

Sensors are on the top side of Bio24. The lettering "www.cell-monitoring.com; Bio24 v1906; A1 ... D4" is readable from the bottom side of Bio24.

Drawings (top side)

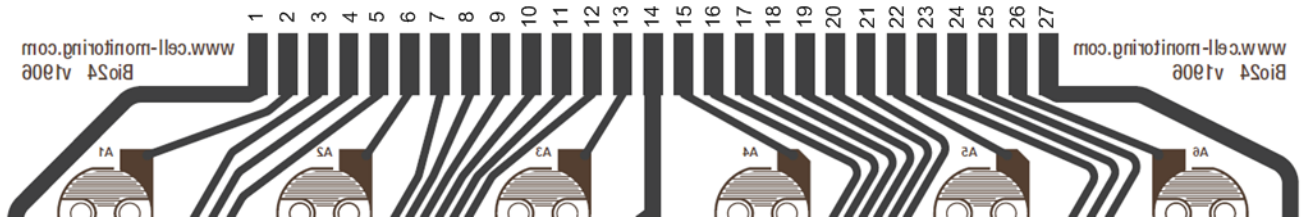


Figure 1: Pin numbers

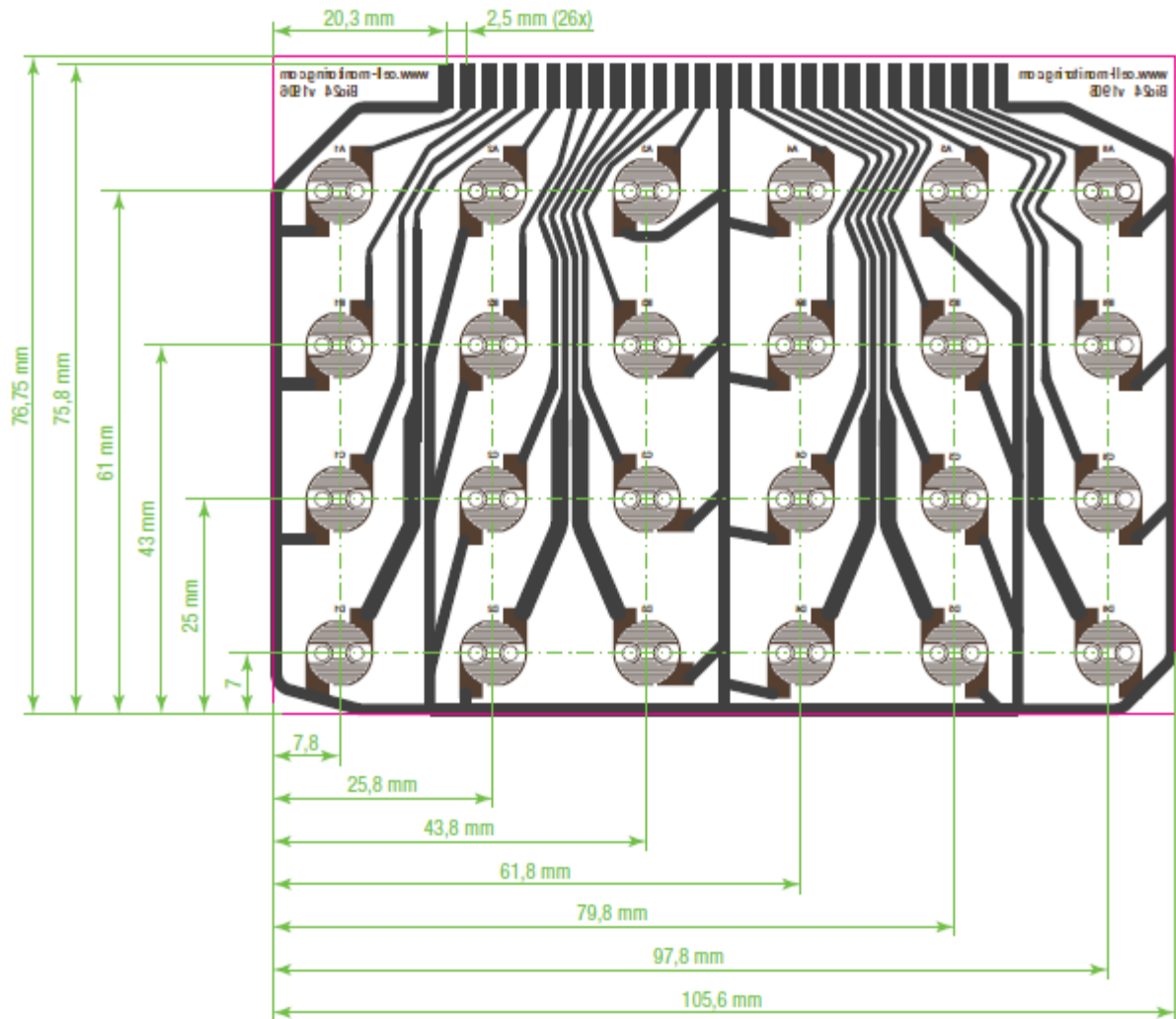


Figure 2: Dimensions of Bio24

Adhesion promoting agent

An adhesion promoting agent for opto-chemical sensor-spots is applied onto designated areas onto the top side.

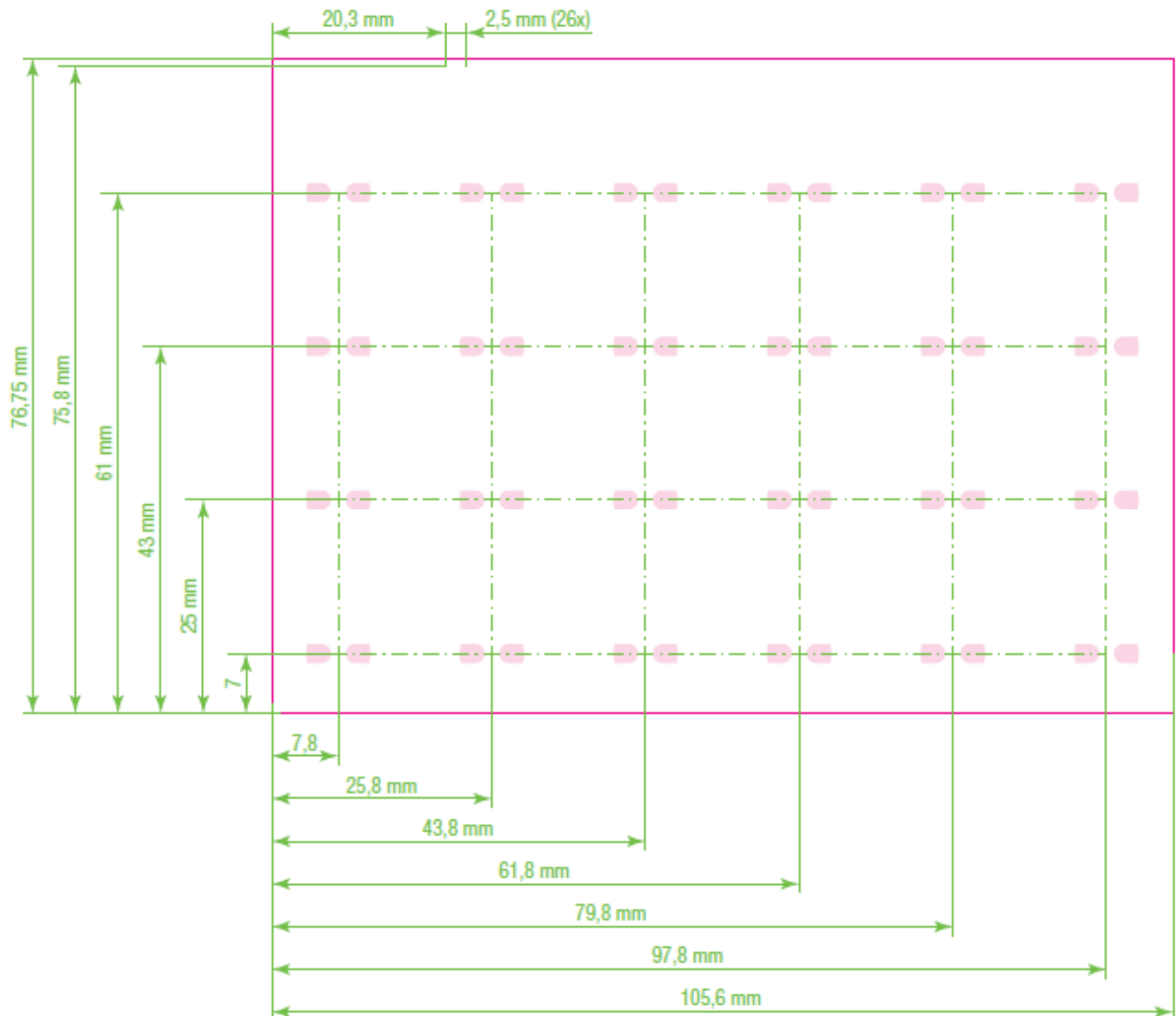


Figure 3: Dimensions of adhesion promoting agent

Pin configuration

Pin No.	Name	Description
1	REF	Connected to all 24 sensors (pin 1, 14 and 27 are short)
2	A1	Sensor A1
3	B1	Sensor B1
4	C1	Sensor C1
5	D1	Sensor D1
6	A2	Sensor A2
7	B2	Sensor B2
8	C2	Sensor C2
9	D2	Sensor D2
10	D3	Sensor D3
11	C3	Sensor C3
12	B3	Sensor B3
13	A3	Sensor A3
14	REF	Connected to all 24 sensors (pin 1, 14 and 27 are short)
15	A4	Sensor A4
16	B4	Sensor B4
17	C4	Sensor C4
18	D4	Sensor D4
19	D5	Sensor D5
20	C5	Sensor C5
21	B5	Sensor B5
22	A5	Sensor A5
23	D6	Sensor D6
24	C6	Sensor C6
25	B6	Sensor B6
26	A6	Sensor A6
27	REF	Connected to all 24 sensors (pin 1, 14 and 27 are short)

Technical data

Dimensions:	76.8 x 105.6 x 0.2 mm ³
Weight:	2.0 g
Optical properties	200 µm PET foil
Operating temperature:	0 °C to +80 °C

Impedance (IDES)

Dimensions:	~ 40 mm ²
Geometry:	100 µm width, 100 µm distance
Line resistance:	1 Ω (A3) to 5 Ω (D5)
Response time (t ₉₀):	< 1 s

Adhesion promoting agent

An adhesion promoting agent for opto-chemical sensor spots is applied according to figure 3.

Intended use

The Bio24 is designed to be used in combination with cellasys microphysiometric systems, for multiparametric measurement cellular vitality and impedance.

The Bio24 is a single-use device; it must not be used for multiple applications.

Intended misuse

The Bio24 must not be operated with reagents and reagent products listed in directive 98/79 EEC, Annex II List A and List B.

Liability / Copyright

All technical details are state of the technology from January 2020 and are subject to change without notice. No liability is assumed for pictures, descriptions or any content of this document.

All descriptions, pictures, technical drawings and all other illustrations are protected by copyright and unless otherwise marked property of cellasys GmbH.

Any subsequent use needs prior written, allowance by cellasys GmbH.